

## Introducing the WCE2021 platform

Tip: use the search function by typing Ctrl+F (Windows) or Command+F (Mac) to look for a specific topic

### [Getting started](#)

Delegates with confirmed registrations to WCE2021 will receive an email with the title “WCE2021 Virtual Platform Access”. Please follow the instructions in the email to access the virtual platform. We strongly recommend you use a [google chrome](#) web browser for an optimal experience.

### [Login page](#)



The image shows a login page for the WCE2021 Virtual Platform. At the top, the text "WCE2021 VIRTUAL" is displayed in large, bold letters, with "WCE2021" in blue and "VIRTUAL" in green. Below this, the dates "6-10 MARCH" are shown in blue. The page features three input fields: "Email Address" (light gray), "Password" (light gray), and a "Login" button (dark blue). At the bottom, the dates "MARCH 6, 2021 - MARCH 10, 2021" are displayed, along with two links: "RESET PASSWORD" and "REGISTER FOR EVENT".

**WCE2021  
VIRTUAL**  
6-10 MARCH

Email Address

Password

**Login**

MARCH 6, 2021 - MARCH 10, 2021

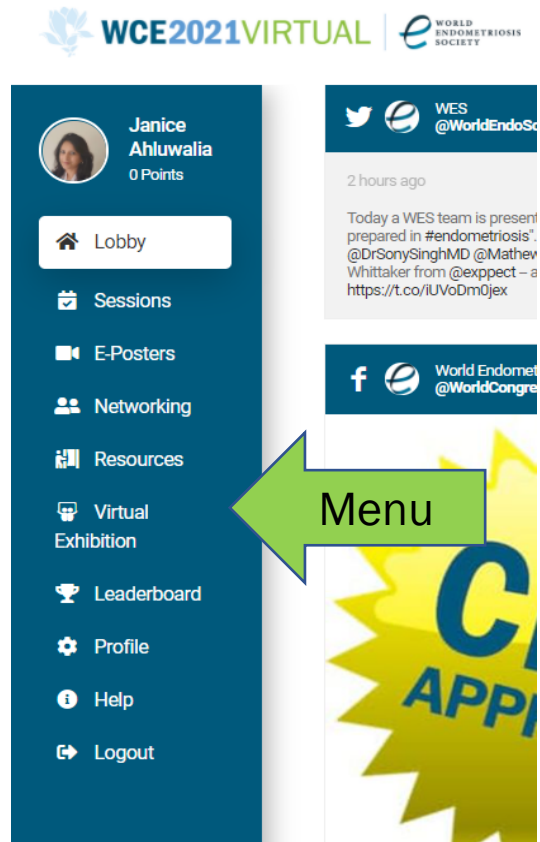
[RESET PASSWORD](#)    [REGISTER FOR EVENT](#)

## Navigation

You can move through the platform by clicking on the tabs on the **Menu** bar located on the left, which will remain in position as you move through the different modules.

Here is a description of the menu options:

<b>Lobby</b>	The main starting point for the WCE2021 virtual platform
<b>Sessions</b>	View the scientific programme; click on a session to view the live stream, if the session is not currently live, see the session description
<b>E-posters</b>	View poster presentations organised by topics. Click on the link of the poster topic to view the posters.
<b>Networking</b>	Chat and interact with other attendees. Attend group networking sessions
<b>Resources</b>	Click to view abstracts and the scientific programme
<b>Virtual Exhibition</b>	View and interact with exhibitors
<b>Leaderboard</b>	Win prizes by claiming points
<b>Profile</b>	Customise how <u>to</u> share and receive information, how you are represented on the WCE2021 virtual platform
<b>Help</b>	General instructions for using and troubleshooting the WCE2021 virtual platform
<b>Logout</b>	Log out of the virtual platform



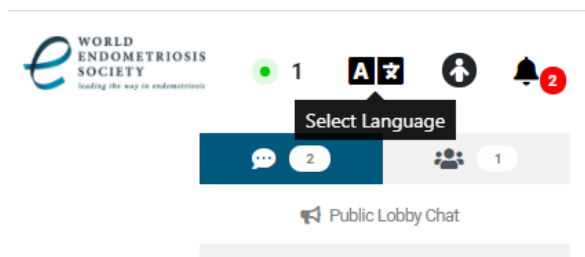
## Lobby

After signing into the congress platform, you will arrive in the **Lobby**.

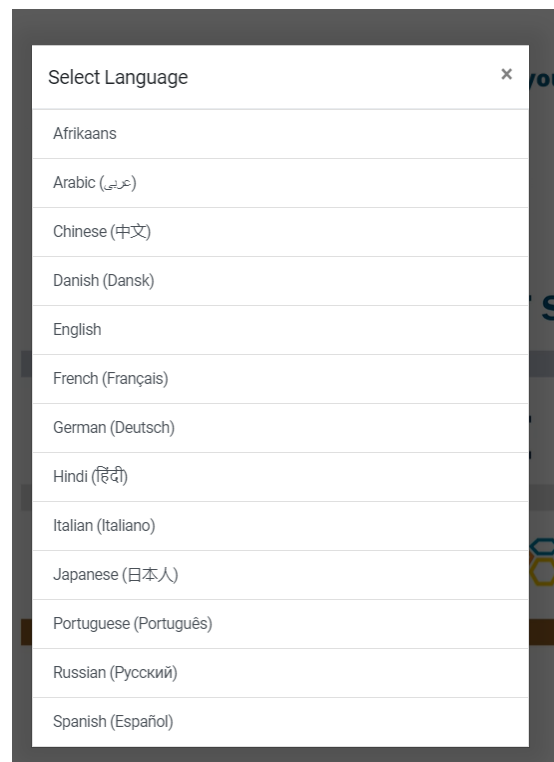


The top right of the screen has the following options to customise your virtual experience:

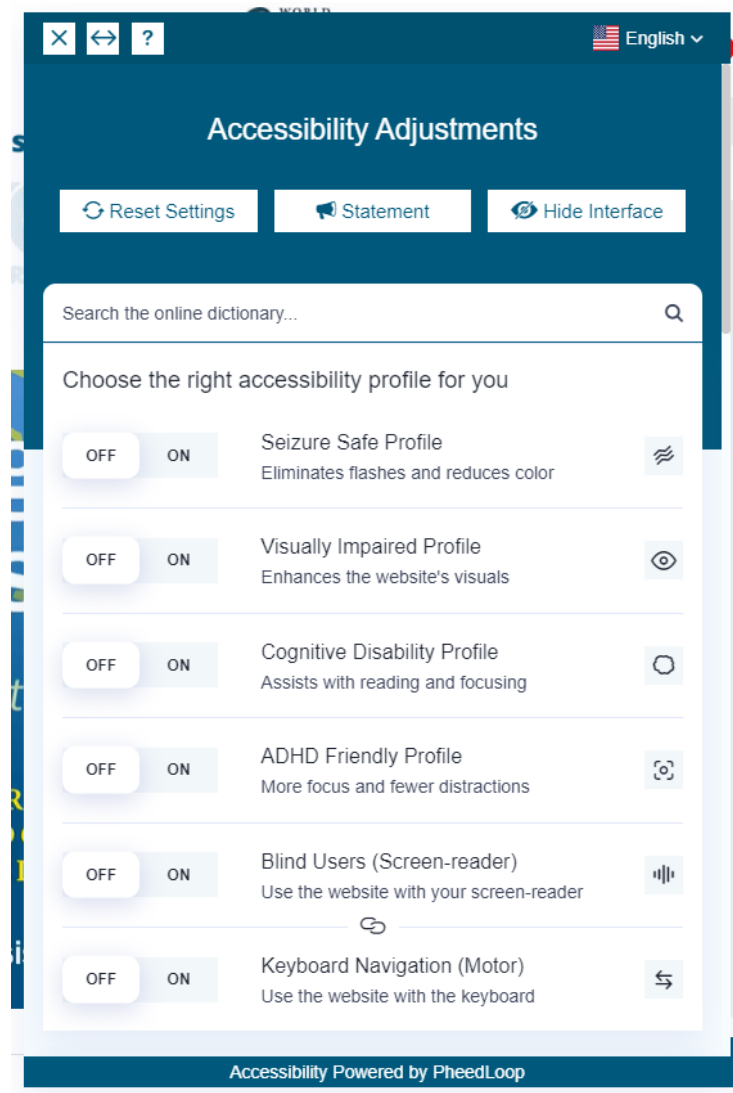
**Navigation language:** The platform supports a multi-language system for all static content. This includes everything from pop-ups and small labels, to text fields, buttons, error messages, and more.



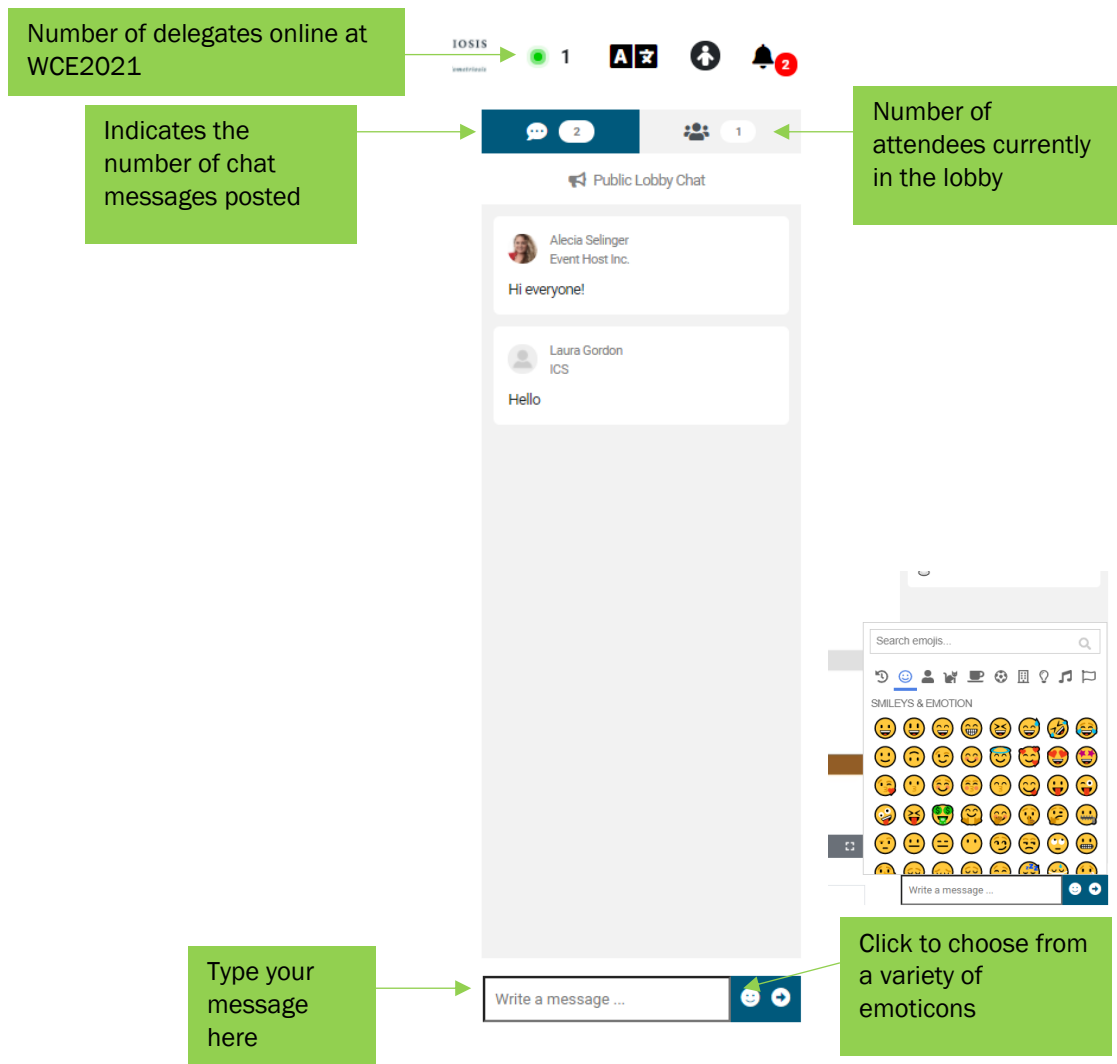
Choose from the following languages that PheedLoop currently supports: Afrikaans, Arabic, Chinese, Danish, English, French, German, Hindi, Italian, Japanese, Portuguese, Russian, and Spanish.




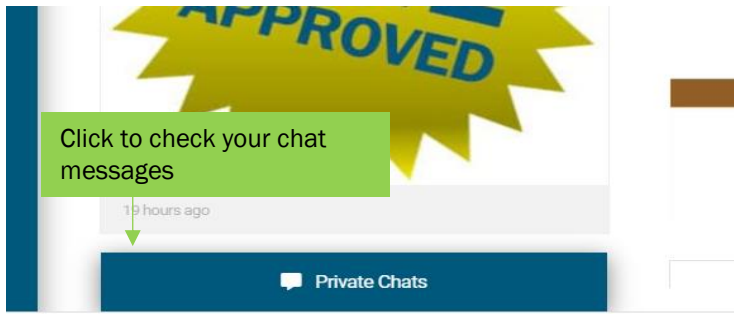
**Accessibility settings:** The AI-powered accessibility widget provides a wide array of options to adjust the user interface in basic ways (like font sizes and colours) to far more advanced options for attendees with more specific needs such as the ability to change cursor sizes, orientation adjustments, and launch virtual keyboards.



**Public chat:** the chat window is on the right side of the interface, with the submission field at the bottom right. Use this feature to post public messages and interact with over 800 attendees from 50 countries.



At the bottom left of the screen, you can find the **Private chat** window.



## Help desk

Support staff will be available during the LIVE days to assist you with any questions or technical difficulties. If you have questions about WCE2021, chat with our team at the [Help Desk](#). The Help Desk, accessible through the orange button at the bottom left, will be staffed during live congress hours. Before and after live programming hours, you can leave a message and the team will be in touch once the next live session starts.

You can also contact us by sending an email to [WCE2021-REGISTRATION@icsevents.com](mailto:WCE2021-REGISTRATION@icsevents.com).

## Profile

Once you are logged in, you can update your [Profile](#) and select the [Profile Visibility](#) by clicking on the [Profile](#) tab.

The screenshot displays the WCE2021 Virtual profile page. On the left is a navigation menu with options: Lobby, Sessions, E-Posters, Networking, Resources, Virtual Exhibition, Leaderboard, Profile (selected), Help, and Logout. The main content area shows the user's profile for Janice Ahluwalia (0 Points). Fields include Organization (ICS), Title, About Me, Profile Picture (with a 'Choose file' button and 'Browse' button), Website, Twitter, LinkedIn (https://www.linkedin.com/in/janiceahluwalia/), and Meeting Link (https://calendly.com/janice\_ics/30min-1). There are several toggle switches for profile visibility and notifications. On the right, the 'Change Password' form is visible, requiring a new password and confirmation, with a 'Set New Password' button below it. A 'Files' section allows for PDF uploads (under 5 MB) with a 'Choose File' button and a 'Private File' toggle. An 'Upload' button is at the bottom right.

## Sessions

Sessions are listed in chronological order. You can use the **Search** function to search the sessions by title or presenter name, or filter the program by presentation types, using the **Filter** function.

For presentation and presenter details, click on the session you would like to view and then scroll down on the page that opens.

In case you miss a scheduled viewing, live broadcast sessions will be recorded and available to view on-demand after the congress. You can bookmark sessions by saving them to your personal schedule.

The live sessions start automatically at the time indicated on the schedule. Please click the **Join Computer Audio** button to connect to the audio stream. Ask questions to speakers using the **Q&A** button below the streaming window. You can also leave public comments, which are viewable on the right-hand-side of the pane by all session attendees.

Search Filter

Opening ceremony  
MAR 06 3:00 - 3:30 AM

S01 EXPERIMENTAL MODELS  
Ayako Nishimoto-Kakiuchi, Caroline Appleyard, Dingmin Yan, Julio Rosa-e-silva, Sebastian Schaefer  
MAR 06 3:30 - 5:30 AM

S02 ADENOMYOSIS  
Khaleque Khan, Kristen Upson, Sun-Wei Guo, Zhixing Jin  
MAR 06 3:30 - 5:30 AM

KL01 THE USE OF CANNABINOIDS IN ENDOMETRIOSIS  
Yuval Kaufman  
MAR 06 6:00 - 6:30 AM

## E-posters

All poster presentations are available for viewing by clicking on the **E-Poster** tab. Use the search function to find specific e-posters or presenters. You can contact the poster presenter by sending them a message using the **Networking** tab.

You may also leave a comment or question for the poster in the session chat window on the right side of the screen.

Interactive poster sessions have been scheduled on each day of WCE2021 to engage with poster presenters. You can participate in these discussions by clicking on “Groups” in the **Networking** tab.

WCE2021VIRTUAL | WORLD ENDOMETRIOSIS SOCIETY

Laura Gordon  
200 Points

Lobby  
Sessions  
E-Posters  
Networking  
Resources  
Virtual Exhibition  
Leaderboard  
Profile  
Help  
Logout

Search Filter

PS01-ADENOMYOSIS  
ADENOMYOSIS Poster Sessions

PS01-001 AN EXTEND VIEW IN ADENOMYOSIS AND ENDOMETRIOSIS; EVALUATION THE RATE OF COEXISTENCE BETWEEN UTERINE ADENOMYOSIS AND DIE ACCORDING TO IMAGING AND HISTOPATHOLOGY FINDINGS  
Saeed Alborzi  
ADENOMYOSIS Poster Sessions

PS01-002 QUANTITATIVE ULTRASOUND SPECKLE TRACKING ASSESSMENT OF THE UTERUS DEMONSTRATES DIFFERENT CHARACTERISTICS OF PERISTALSIS IN ADENOMYOSIS COMPARED TO HEALTHY WOMEN  
Celine Blank  
ADENOMYOSIS Poster Sessions

PS01-003 THE MICROBIAL COMPOSITIONAL AND SYMBIOTIC STUDY IN LOWER GENITAL TRACT OF ADENOMYOSIS PATIENTS  
Sikai Chen  
ADENOMYOSIS Poster Sessions

Public Session Chat

No one has started chatting here yet. Leave a message to be the first!

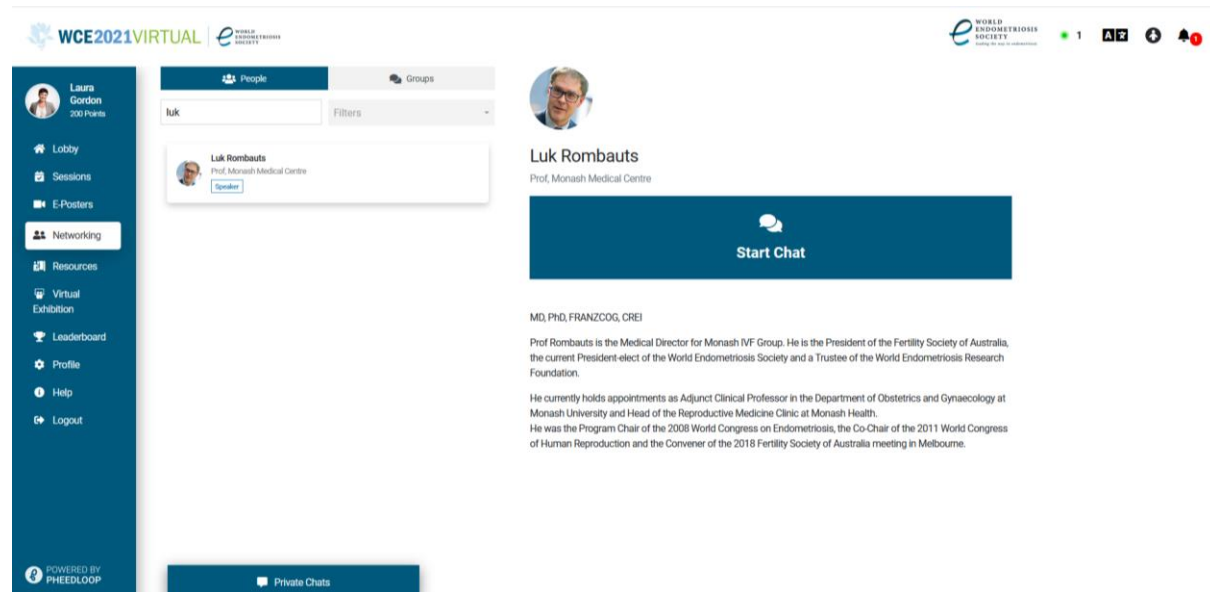
Write a message ...

## [Networking](#)

You can easily connect with other WCE2021 attendees from across the globe by clicking the [Networking](#) tab. A list of all attendees will appear. Use the search function to find specific people and click on [Start Chat](#) to message them directly. New messages will appear in the bell icon. To view the full chat history click on the chat button found in the [Networking](#) tab, and at the bottom left of the platform.

Click on the [Groups](#) to participate by video in theme related discussions, interactive poster sessions, and Young WES groups with up to 25 participants at a time.

To network during a live session, we recommend opening the [Networking](#) tab in a second browser window; this will prevent the live session window from closing.



The screenshot displays the WCE2021 Virtual platform interface. At the top, there are logos for WCE2021 VIRTUAL and the World Endometriosis Society. The main navigation menu on the left includes options like Lobby, Sessions, E-Posters, Networking (highlighted), Resources, Virtual Exhibition, Leaderboard, Profile, Help, and Logout. The central area shows a search for 'luk' with a filter dropdown and a search result for 'Luk Rombauts' from Monash Medical Centre, marked as a 'Speaker'. To the right, a profile card for Luk Rombauts is shown, featuring a 'Start Chat' button. Below the profile, his credentials (MD, PhD, FRANZCOG, CREI) and a detailed biography are provided. The bottom of the interface includes a 'Private Chats' button and a 'POWERED BY PHEEDLOOP' logo.

## [Resources](#)

Click on the [Resources](#) tab to view the abstract book and detailed scientific programme.

## [Virtual exhibition](#)

View the exhibitors' directory by clicking on the [Virtual Exhibition](#) tab. Simply click on a company name to see their information. Click [Start Chat](#) to connect with their representatives. Replies will appear in the [Networking](#) tab. Where available, you can engage in live interaction with the exhibitor. Don't forget to visit exhibitors to access a special code to collect and claim points to win prizes in the [WCE2021 Leaderboard](#) tab.

## [Web browser](#)

We strongly recommend using a modern browser to participate in the virtual event. Specifically, we suggest Google Chrome for its security and feature compatibility. If you would like to download it, please click [HERE](#).



### Internet connection

A high-speed internet connection is recommended to participate in sessions without experiencing interruptions. If the stream is working, but the audio or video seems choppy, it is possible your internet connection is too slow, unstable, or bandwidth is being utilised elsewhere.

To free up bandwidth, disconnect other shared devices from your network, and close other browsers and unused programmes, as well as video apps such as Netflix or YouTube.

### Troubleshooting

- ✓ Try logging out and back in or refresh the web browser.
- ✓ Make sure to click **Join Computer Audio** when you join a session.
- ✓ Enter full screen mode for the best presentation experience. Click **Full Screen** or click the square icon at the top right of the streaming window.

We hope you enjoy the 14<sup>th</sup> World Congress on Endometriosis and look forward to seeing you online.